



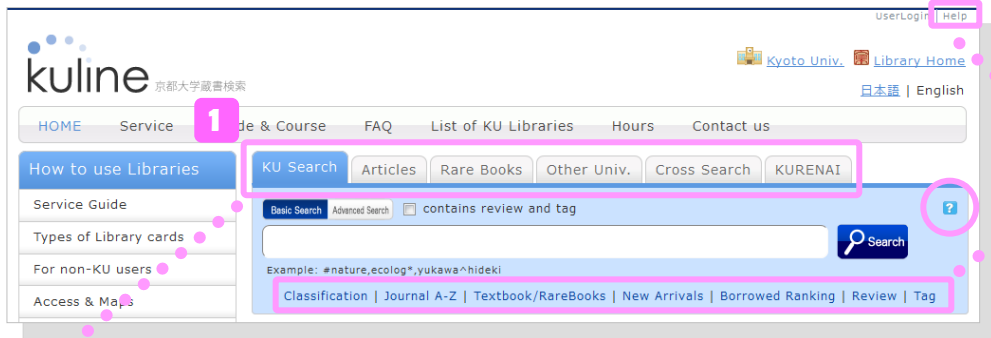
How to use KULINE

Tips on searching

What is KULINE?

KULINE is the online catalog where you can find books and journals held in all the libraries in Kyoto University. Let's learn how to use KULINE (*Kyoto University Libraries Information Network system*) to enjoy the libraries.

The Kyoto University Library Network <http://www.kulib.kyoto-u.ac.jp/>
 ⇒ KULINE <http://kuline.kulib.kyoto-u.ac.jp/>



When you have some troubles or you want to know how to search KULINE, please refer to the "Help". You can also see it by clicking on each page.

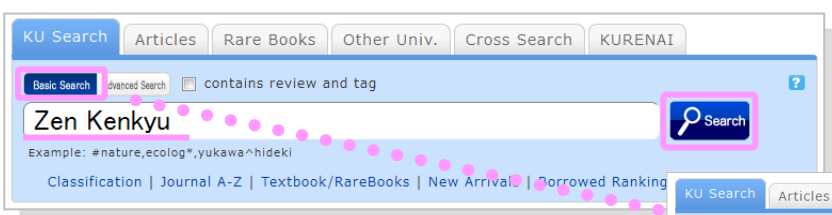
You can check Textbooks, New Arrivals, Borrowed Ranking, and so on from here.

Point 1: Search various materials by choosing six tabs

- ① **KU Search** Books, journals, e-journals, e-books, rare books and dissertations that Kyoto University holds.
- ② **Articles** Academic articles or papers and other similar kinds of materials from various e-journals and databases.
- ③ **Rare Books** Rare books and images.
- ④ **Other Univ.** Books and journals that other Japanese university libraries hold.
- ⑤ **Cross Search** Materials held by National Diet Library and universities, public libraries in vicinity and book stores.
- ⑥ **KURENAI** Peer-reviewed journal articles, dissertations, departmental bulletin papers and any kind of scholarly works of Kyoto Univ.

How to search books

① The easiest way to search Kyoto University OPAC is to input the title and the author of the item you are looking for on the "Basic Search" at the "KU Search" tab. Then, just click to begin the search.

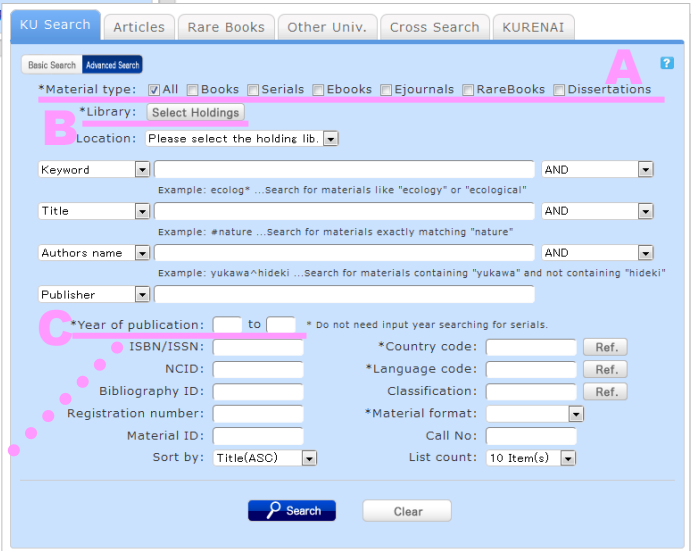


Exercise: Search the book "Zen no kenkyū (An inquiry into the good)" by Nishida Kitaro

Tips 1: When you search by keyword...
 You don't need to input the whole title or whole author of the item you are looking for. Input keywords, separating each with a space. (This is "AND Search".) If you can't find the item, try to change your keywords.
 Please note **articles and conjunctions will automatically be ignored** (for example, "the", "of", "and", "le", "über", "für").

By using the "Advanced Search", you can specify search conditions.

- A Material types, for example "Ejournals".
- B Holding libraries
- C The year of publication



② The result of your search will be displayed. Click the item you are looking for.

Point 2: Refine your search
You can refine your search by "Material Type", "Holding Library", "Author", "Publication Year", "Subject", and so on.

Point 3: Search results
You can choose "Simple Display" or "Details Display". On "Details Display", holding libraries are displayed up to two libraries. Moreover, you can sort over the results, by year of publication and so on.

Point 4: Check the Holdings
①Library, ②Location, ③Call No are very important information when you wish to borrow this item. Please be sure to write it down. If others have borrowed the item, the "Status" field will display "Loaned out", and you can reserve the item through MyKULINE.
*When you use MyKULINE, ECS-ID or SPS-ID is needed.
☞ Reference Guide "How to use MyKULINE -Book Renewal & Reservation"

Point 5: Check the Bibliography Details
If you click the book title you are looking for, then, "Bibliography Details" is displayed. Please confirm on the "Holdings List" where the libraries shelve the book.

Point 3: Search results

You can choose "Simple Display" or "Details Display". On "Details Display", holding libraries are displayed up to two libraries. Moreover, you can sort over the results, by year of publication and so on.

▲"Simple Display"
Search terms are highlighted in yellow.

Point 5: Check the Bibliography Details

If you click the book title you are looking for, then, "Bibliography Details" is displayed. Please confirm on the "Holdings List" where the libraries shelve the book.

A Holdings List : When you click "Library", you can confirm information about the library, for example, the opening hours. "Location" displays the floor map.

B Related Information : Search related information, or other Online Catalogs, for example, NDL Search. Moreover, you can request copy or loan from here.
☞ Reference Guide "Guide to Interlibrary Loan Services" (Japanese Only)

C Bibliography Details : By clicking each links, "classification", "subject" "author" field, you can search the books by the same author, or the books classified in the same category.

Holdings List

| No. | Volumes | Library | Location | Call No | Material ID | Status | Due Date | Reservation |
|------|---------|-----------------|----------------|----------------|-------------|--------|-----------|-------------|
| 1001 | pbk | Main Library | 2F/ForeignStud | 哲学生 [HA]1135 N | 000040300 | | | |
| 1002 | pbk | Letters Library | Religion | E [H]1135 N | 200005234 | Loaned | 2012/1/30 | System |

Bibliography Details

Title and Author An inquiry into the good / Kitarō Nishida ; translated by Masao Abe and Christopher Ives ; introduction by Masao Abe

Publication New Haven : Yale University Press, c1990

Physical Information xxxiv, 184 p. : ill., port. ; 24 cm

Variant Titles 慶タイトル:善の研究
ゼンノクンキユウ

Variant Titles 慶タイトル:Zen no kenkyū

Note Translation of: 善の研究

Note *Originally published in Japanese by Iwanami Shoten, Publishers, Tokyo--:T.p. verso

Note Bibliography: p. 177-179

Note Includes index

volume information ISBN 0300040946

volume information Volumes : pbk

ISBN 0300052332

Language English

Author Link *西田, 幾多郎(1870-1945)||ニシダ, キタロウ <AU00017143>

Author Link 阿部, 正徳(1915-)||アベ, マサオ <AU00006789>

Author Link Ives, Christopher, 1954- <AU00190822>

Classification NDC9:121.63

Classification LCC:B5244.N553

Classification DC20:181/.12

Classification NDLC:HA135

NCID BA1048/222

How to search journals and E-journals

Exercise : Search the journal "American scientist" Vol. 98, No. 5 (2010)

When you search journals at the "KU Search" tab, please note you don't input article title or author, but journal title!!

A. Serials Holdings List

If you submit the alert of the accession continuing journal, you get an e-mail when the library gets the new volume.
 Reference Guide "How to use MyKULINE -New Arrival Alert & My folder"

| No. | Library | Location | Location2 | Call No | Volume | Available Years/Months | Accession status | Alert |
|------|-----------------|---------------------------------------|-----------------|---|---|------------------------|----------------------|--------|
| 0001 | Pharmacy | 1F/Library | | 39(3), 40(1-2, 4), 41-48, 60(5-6), 61(1-2, 4-6) | | 1951-1973 | | |
| 0002 | Medical Library | Library, Stack No. 1 Foreign Journals | | 36(1-2, 4), 37(1-2), 45(1-5), 46(1-3) | | 1948-1958 | | |
| 0003 | Main Library | BZ/BNC | 1F/Serials | BNC J 126 | 36-37, 51(3-4), 52, 60, 61(1, 3-6), 62-69, 70(1, 3-6), 76-99, 100(1-5)+ | 1948-2012 | Accession continuing | Submit |
| 0004 | Yukawa | YITP 3F/Library | YITP R/S stacks | | 39-40, 41(1, 4), 42-43, 44(1-3), 45-53, 54(1-3), 55-99, 100(1-4)+ | 1951-2012 | Accession continuing | Submit |

B. E-Journals / E-Books

| Link | Platform |
|----------------------|--|
| 1913 - 1922 | JSTOR Free Early Journal Content - International |
| 1995-11-01 - Present | ProQuest Research Library |
| 2002-11-01 - Present | Academic Search Complete |

E-Journals are available on the web.
 If you click the second link, you can access to the journal from 1995-11-01 to the present.

C. Find E-Resources

Find E-Resources
 ArticleLinker
 E/DB authentication system FAQ
 Access from outside the university

Point 6 : Serials Holdings

1-3, 6
 All numbers from volumes 1 to 3 and 6 are held, while volumes 4 and 5 are lacking.

2(1)-5(1)
 Some numbers are lacking.
 However volumes 2 to 5 are held.

23-56, 57(1-5)+
 All volumes from 23 are held.
 A "+" sign means the journal continues to be accepted.

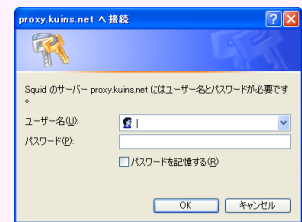
Because journals continue to be published, the title can be changed and the journal can be absorbed by another journal. You can confirm the "continuing journal" and "continued journal" of the "Related titles" field

A. Serials Holdings List

Four libraries shelve this journal, but only the Main Library and the library of Yukawa Institute for Theoretical Physics, shelve "Vol.98, No.5".

B. E-Journals / E-Books

If the publication year of the article that you are looking for, is included here, then click the link and on the following window, enter your ECS-ID or SPS-ID and password to access to the E-Journals or E-Books.



C. When you want to find E-Resources

When you click the ArticleLinker, you can confirm the availability of the journal.

Reference Guide "How to use KU Article Linker"

Point 6 : Serials Holdings

1-3, 6

All numbers from volumes 1 to 3 and 6 are held, while volumes 4 and 5 are lacking.

2(1)-5(1)

Some numbers are lacking.
 However volumes 2 to 5 are held.

23-56, 57(1-5)+

All volumes from 23 are held.
 A "+" sign means the journal continues to be accepted.

Other Search

Until the browser is closed, you can confirm "Browsing History" and "Search History".

While inputting keywords, KULINE shows a list of materials whose names begin with the entered characters.

You can export the bibliographical data to e-mail, bibliographical management tool, (e.g. RefWorks) and so on.

You can also perform search by combining search conditions.

Tips 2 : How to use the retrieval sign

When you combine various retrieval signs with others, you can create a more efficient search. Please utilize this technique if you want to narrow down the search result or make a broad search.

“*” (star key) Forward match search

When you search words like “Japan” or “Japanese”, you should input “Japan*”. Generally, if you search in Western languages, for example English, you should omit the “s” at the end of word and make a broad search.

(e.g.) *T. Matsuzawa, The Ai project: historical and ecological contexts, Anim. Cogn. 6 (2003), pp. 199–211.*

In this case, you can see the journal title is “Anim. Cogn.” from bibliography. This is an abbreviation.

So, you should input “Anim* Cogn*” and limit your search to journal material, because it is too difficult to narrow down the search result.

If you cannot see the journal title... ☞ Reference Guide “How to read the reference list”.

“#” (pound sign) Exact match search

When you want the search result by keywords which exactly match the title and author, you should input “#” in front of the keyword. For example, when you search the journal “Science”, the number of result is too great and too difficult to narrow down. So, you get the result which exactly matches the title when you input “#science”.

When you want to search all books by the author “Nishida Kitaro”, input “#nishida kitaro*” in the author field of advanced search.

Tips 3 : Can Japanese material be searched only by the roman alphabet?

When you search something with the roman alphabet, you would add the “\$” to the header of search key value that you want to search. Alphabet search values are automatically converted into katakana, and a search is performed using the converted search values.

(e.g.) If you input “\$genji”, then it will return the same search results with the key value “ゲンジ” (katakana:genji).

If you cannot find the item when you searching by KULINE

- Try to search again with different keyword to search.

First, change the keyword. For example, search the author or decrease the number of words.

Possibly you have the wrong bibliographic information. If you use the forward match search key “*”, you can make a broad search and find the correct bibliographic information.

- Is the item you are searching for published before 1985?

Some of the items which were accepted by Kyoto University before 1985 cannot be searched in this way. So, you may search the card catalog on the 3rd floor of the main library.

Items which you cannot search through KULINE

- Some journals in Chinese and Korean.
- Newspapers which continue to be accepted and held for a few years (You can confirm the newspaper list on the HP)
- Some books which were accepted by Kyoto University Library before 1985
(All libraries at Kyoto University continue to input date into KULINE.)

- Search the online catalogs of Kyoto Prefectural Library or Kyoto City Library.

Both libraries publish them on the Web.

Union catalog database of all public libraries in Kyoto Prefecture is below.

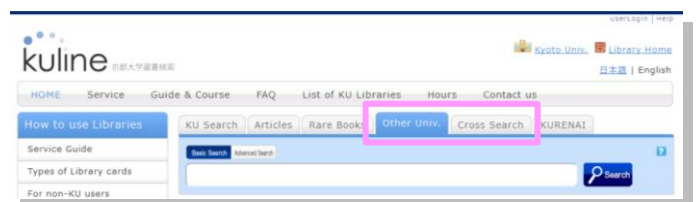
<http://www.library.pref.kyoto.jp/klibnet/>

- Search other universities' catalog by KULINE “Other Univ.” “Cross Search” or NII “CiNii Books”.

CiNii Books is a service that enables you to search information of books and journals held in university libraries in Japan.

<http://ci.nii.ac.jp/books/?l=en>

You can request articles or books found at other universities through Kyoto University Library for a fee.



If you have any questions, concerns or requests about KULINE...

Please ask the Reference Desk at the main library on the 1st floor.

Email : ref660@mail2.adm.kyoto-u.ac.jp