



You can start it
from any point.

Kyoto University Library Network

Stamp Collecting

in welcome event 2025

2025.4.2_{Wed.} - 30_{Wed.}

Starting April 7th, rewards can be redeemed at the Main Library
between 9:30 a.m. and 5:00 p.m.

Visit several libraries in Kyoto University and
collect stamps by scanning the posted QR codes
with your smartphone!

How to play

1. Find the library you want to visit on the map.
2. Head to the library!
3. Use the standard camera on your smartphone to scan the QR code displayed in the library.
4. Get a stamp!
5. Once you have collected the required number of stamps, you can get the participation rewards from “Rewards” (gift box icon) !

Contact us

Kyoto University Library Network 075-753-2636



Use the standard camera
on your smartphone

KU Libraries Map


Depending on the number of stamps you collect, you can receive original library goods.


▼ How to Redeem your reward


Prace: Counter of Main Library (1F)

Period: 4/7 (Mon) - 4/30(Wed)


Hour: 9:30 am - 5:00 pm



iPhone + 
iOS13 or later.

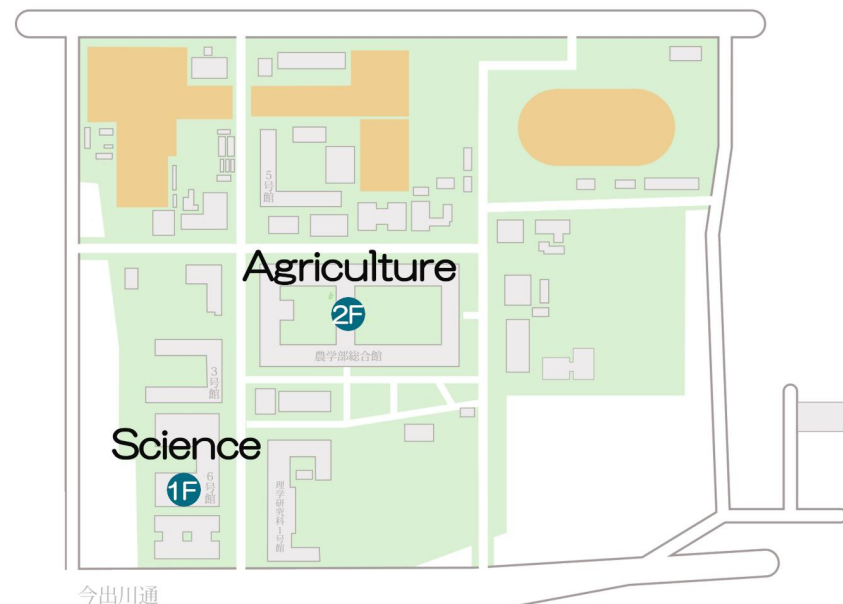
Android + 

Android10 or later.



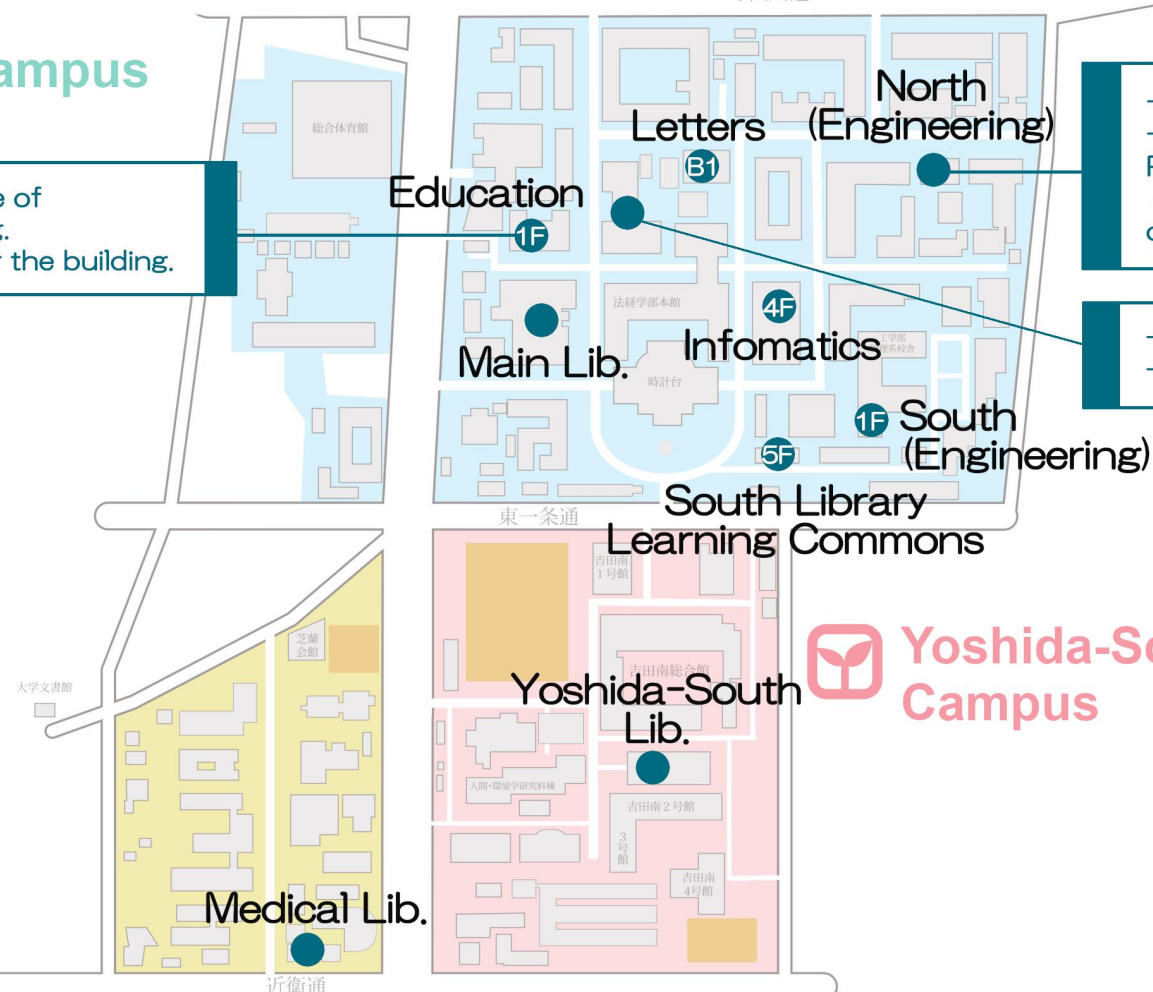
This stamp-rally system does not support the use of private mode browsing.

North Campus



Main Campus

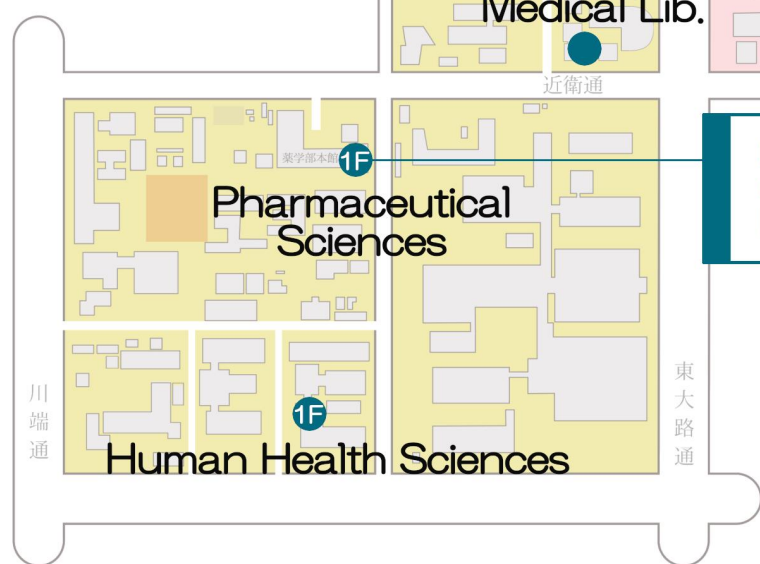
Please enter from the west side of Faculty of Education Main Bldg. It is just to the left as you enter the building.



-North Library: 3F
-Learning Commons: 4F
Please enter through the door on the west side of Faculty of Engineering Bldg. No 3.

-Law Library: 2F
-Library of Economics: 1F

Yoshida-South Campus



Library is on the east side of Graduate School of Pharmaceutical Sciences Main Bldg. Please enter from Konoe Dori.

Faculty of Medicine Campus Faculty of Pharmaceutical Sciences Campus

Inuyama



Uji



Katsura

